

DuPage County Solid Waste and Recycling Annual Report 2006




Printed on Recycled Paper

The 2006 DuPage County Solid Waste and Recycling Annual Report
produced by:

DuPage County Environmental Committee

Jeff Redick – Chairman (District 2)
Yolanda Campuzano – Vice Chairman (District 1)
James D. Healy (District 5)
Linda A. Kurzawa (District 6)
Michael F. McMahon (District 3)
Debra Olson (District 4)



The 2006 DuPage County Solid Waste and Recycling Annual Report
prepared by the Department of Economic Development and Planning

Office Hours

8 a.m. – 4:30 p.m.
Monday – Friday

Jack T. Knuepfer Administration Building
421 North County Farm Road
Wheaton, IL 60187

Phone: (630) 407-6700
Fax: (630) 407-6702

To view the 2006 DuPage County Solid Waste and Recycling Annual Report visit www.dupageco.org/edp and click on “Waste, Recycling and Energy”.



Welcome,

I am proud to present DuPage County's 2006 Solid Waste and Recycling Annual Report, which details the implementation, review and updating of the County's Solid Waste Management

This report contains detailed information regarding the solid waste management efforts in DuPage County including current recycling rates, information on the County's Household Hazardous Waste Collection Program and an analysis of the County's Latex Paint Recycling Program.

I would like to thank all the local governmental agencies and the waste management businesses that participated in the preparation of this report. Through our combined efforts, cooperation and commitment, DuPage County's recycling rate exceeds the state mandate.

I am confident that by working together we will be able to ensure that DuPage County remains a great place to live, work and raise a family for many years to come.

Sincerely,

Robert J. Schillerstrom
Chairman

Table of Contents

Overview.....	1
Residential Refuse and Recycling	1&2
Commercial and Public Works Recycling.....	3
Special Collections	4
DuPage County Special Collection Programs.....	5
Overall Recycling Rate.....	5

Overview

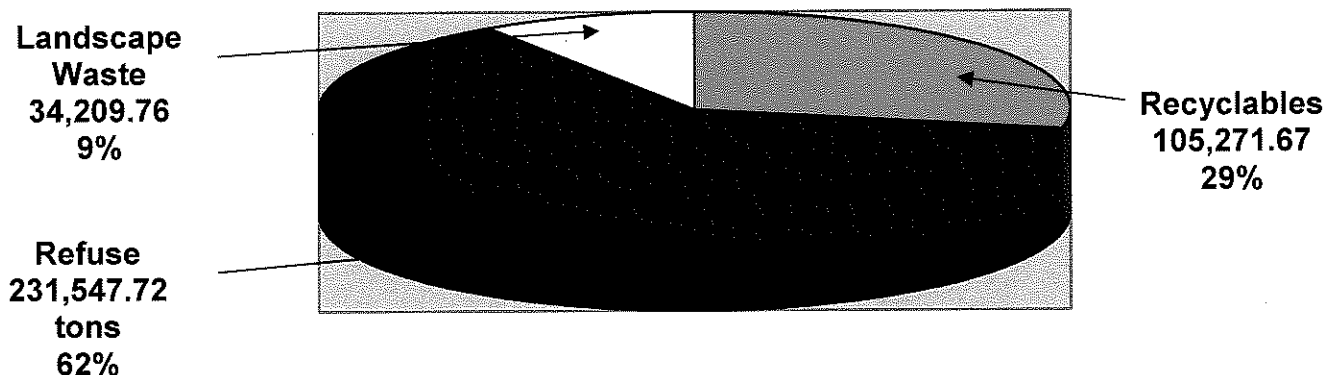
The DuPage County Department of Economic Development and Planning is responsible for implementing, reviewing and updating the DuPage County Solid Waste Plan. The County is also mandated to annually calculate the recycling rate. This is done by surveying the municipalities, townships, haulers and other waste and recycling businesses for data on refuse generated and that recycled. Information from special collections and drop off sites is also collected.

You will find in this document the data that was reported and the subsequent calculated recycling rate.

Residential Refuse and Recycling

The table below displays the recycling and disposal information that was provided to the County. The average residential recycling rate is 37%. The rate includes curbside and multi-family recycling of glass, paper, plastic, bottles, cans, metal and landscape waste. The majority of DuPage entities exceed the State mandated goal of 25%. This data does not include recyclables taken to a drop off center or recycled in business settings.

2006 Residential Recycling



The above information was rounded to the nearest percent and waste conversions were utilized when not reported in tons.

2006 Municipal Recycling Rates

Municipality/Township	# of SFU HHLDS (1)	Tons of Recyclables Collected (1)(2)	Tons of Refuse Collected (4)	Recycling Rate	Landscape Waste Tons (3)
Addison	7,737	1,410.00	16,110.75	22%	3,046.75
Addison Twp	47	26.00	49.00	35%	
Aurora*	43,400				
Bartlett*	12,600				
Bensenville	4,806	501.00	6,874.00	20%	1,194.00
Bloomington					
Bloomington Twp	211	97.00	212.00	46%	
Bolingbrook	679 in DuPage	196.32	697.71	33%	148.20
Burr Ridge*	2,620	545.00	1,250.00	31%	28.00
Carol Stream	9,722	4,153.54	15,213.13	38%	5,108.54
Clarendon Hills	2,203				
Darien	8,735	3,292.32	5,874.21	44%	1,272.81
Downers Grove	15,182	7,295.00	13,087.00	39%	972.00
Downers Grove Twp	209	92.00	202.00	35%	16.00
Elmhurst	13,309	5,901	13,990	40%	3,244
Glen Ellyn	7,100	4,182.00	8,740.73	41%	1,904.72
Glendale Heights	5,800				
Hanover Park*	9,540	5,018.72	10,913.26	36%	1,179.15
Hinsdale*	5,878	2,953.00	5,604.00	39%	651.00
Itasca	2,568	918.00	3,436.00	36%	1,015.00
Lisle	5,400	2,740.50	3,625.86	48%	543.66
Lisle Twp	3,486	1,696.00	2,744.00	40%	104.00
Lombard	11,300	6,136.00	15,539.00	38%	3,203.00
Milton	1,976	954.00	1,942.00	33%	22.00
Naperville*	39,040	32,971.57	47,055.16	43%	2,450.55
Naperville Twp	292	111.00	267.00	29%	
Oak Brook					
Oakbrook Terrace	484	470.18	1,205.21	31%	72.34
Roselle*	7,030				
Villa Park	6,333	2,117.00	7,794.16	31%	1,695.00
Warrenville	3,200	1,351.01	2,632.02	40%	394.17
Wayne*	303	142.00	302.50	34%	14.00
West Chicago	27,170	2,703.66	8,883.66	29%	765.80
Westmont	4,184	2,039.95	5,053.56	38%	986.00
Wheaton	14,573	8,967.00	18,251.00	36%	1,062.25
Willowbrook	1,395				

Winfield	3,089	1,008.80	2,805.10	29%	157.22
Winfield Twp	607	269.00	588.00	49%	19.00
Wood Dale	3,707	1,127.00	4,793.00	37%	1,651.00
Woodridge	12,600	3,886.10	5,812.70	47%	1,289.60
York Twp					
TOTAL/AVERAGE	297,836	105,271.67	231,547.72	38%	34,209.76

KEY:

A blank row indicates no response from a municipality.

* Indicates total number of households served; not all households are in DuPage County.


(1) Refuse data as provided by the municipality or waste hauler.

(2) Standard Volume-to-Weight Conversion Factors "Measuring Recycling - A Guide For State and Local Governments, U.S. Environmental Protection Agency Sept. 1997
Municipal Solid Waste (compacted in truck) (cubic yards x 750 lbs./2000)

(7) Standard Volume-to-Weight Conversion Factors "Measuring Recycling - A Guide For State and Local Governments, U.S. Environmental Protection Agency Sept. 1997
(Landscape Waste (compacted) (cubic yards x 700 lbx/2000)

Commercial Refuse and Recycling

Commercial recycling includes data collected from municipal buildings, commercial entities and haulers. The waste varies from office waste to construction and demolition debris. The recycling includes all types of post consumer recycling including wood waste, cardboard, paper, plastic and other miscellaneous waste. It does not include items that would be considered clean construction and demolition debris.



Special Event and Drop-Off Site Recycling

DuPage County municipalities, businesses and organizations have spearheaded valuable recycling events in the County. Most of these programs use volunteers to run the events.

Over 2,000 participants brought electronic equipment to the United Recycling event in West Chicago. Book recycling involves reuse as well. Attendees are able to select books at no charge and the remaining books are recycled. The numbers below reflect only the books that were recycled. S.C.A.R.C.E. also finds new homes for reusable items like pianos, office equipment, overhead projectors and other school related items.

Special Events and Drop off Centers		
S.C.A.R.C.E.	Multiple Events	Gym Shoes 14,738 pounds Books 81,785 pounds Crayons 280 pounds
United Recycling and Senator John Millner	One Day Electronics Collection Event	Electronics 133,704 pounds CRT devices 55,760 pounds
Staples and United Recycling Event	One Day Electronics Collection Event	Electronics 42,049 pounds
West Chicago	Amnesty Day	Refuse 68.13 tons (included in municipal refuse amount above)
Addison	Recycling Drop Off Center	Recycling 261.2 tons
Glen Ellyn	Recycling Extravaganza	American Flags 225 Ink Cartridges 120 Fire Extinguishers 25 Books 1 truckload Cell phones 245 Gym Shoes 180 Scrap Metal 30 tons
Waste Management Recycle America Alliance Carol Stream Facility	Recycling Drop Off Center	Recycling 502.42 tons

DuPage County Special Collection Programs

In 2006, the County collected latex paint from 1,282 households. A total of 8,625 cans of paint were brought to the site of which 3,400 gallons of paint were recovered and given away and 5,225 were properly disposed.

DuPage County co-hosted two one-day household hazardous waste collection events in 2006. The spring event was held in the Village of Glen Ellyn and 24,482.15 gallons of hazardous waste were collected. A fall event was held in the Village of Downers Grove at which 17,445.45 gallons of hazardous waste was collected. A total of 4,498 households participated in the events.

Overall Recycling Rate

Utilizing all the above data, the County generated 659,903.94 tons of waste of which 204,147.12 was recycled. The 2006 recycling rate for residential and commercial properties is 31%.